



LB-225-NF Broadband Horn Antenna 0.2-2.5GHz 12dB Gain N Type Female

Broadband Horn Antenna Operating From 0.2GHz to 2.5GHz With a Nominal 12dB Gain With N Type Female Connector

Product Information

SKU	LB-225-NF
-----	-----------

Description

Broadband horn antenna LB-225-NF, operating from 0.2 to 2.5GHz with a nominal 12dB gain and low VSWR 2.0:1 with N Type Female output connector. The model LB-225-NF has uniform gain through its frequency span, providing efficient performance characteristics and directionality. It can handle 800W continuously and 1600W peak power. Constructed of lightweight corrosion-resistant aluminum, the antenna will provide years of trouble-free indoor and outdoor service. This broadband horn antenna is linearly polarized and ideally suited for EMI testing, direction finding, surveillance, antenna gain and pattern measurements and other applications.

Technical Specification

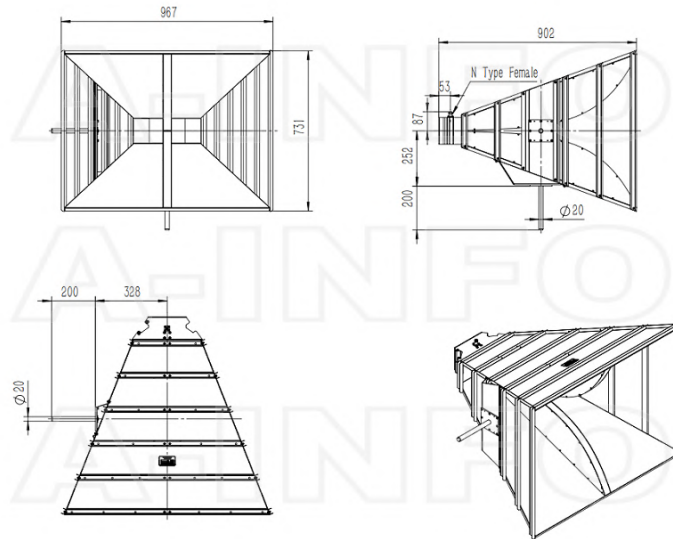
Electrical Specification		Interface	
Frequency, Min (GHz)	0.2	Output Type	Coaxial
Frequency, Max (GHz)	2.5	Connector	N Type
Gain, Typ (dBi)	12	Connector Gender	Female
Polarization	Linear	Mechanical Specification	
3dB Beamwidth, E-Plane, Min (Deg.)	33	Body Material	Al
3dB Beamwidth, E-Plane, Max (Deg.)	104	Finish	Chemical Conversion Coating
3dB Beamwidth, H-Plane, Min (Deg.)	22	Size, W (mm)	967
3dB Beamwidth, H-Plane, Max (Deg.)	85	Size, H (mm)	731
Cross Pol. Isolation, Typ (dB)	25	Size, L (mm)	902
VSWR, Typ	2.0:1	Weight, (kg)	14.14
Impedance, (Ohm)	50		
Power Handling, CW, (W)	800		
Power Handling, Peak, (W)	1600		

Additional Information

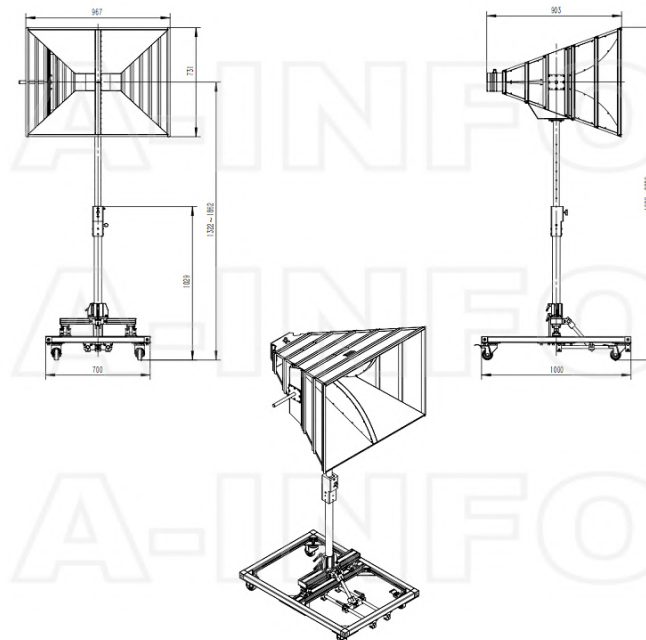
Application	General Purpose Indoor & Outdoor, Fixed	Solution for	Gain Reference Antenna Measurement Reflector Feed Far-field Measurement System Intergration
-------------	---	--------------	---

Outline Drawing

N-Female Output (P/N: LB-225-NF)



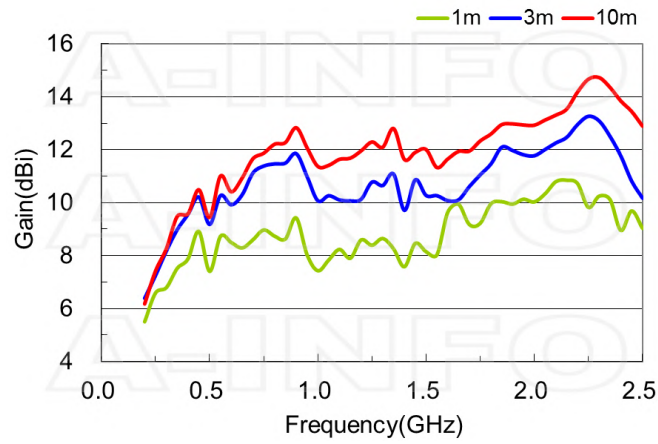
N-Female Output with Tripod (Option, P/N: LB-225_Tripod)



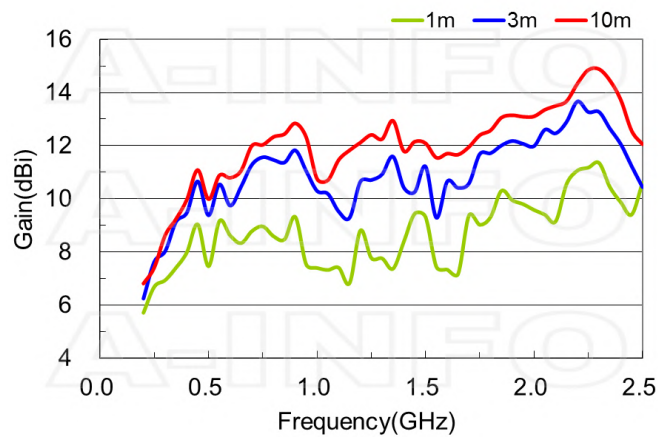
Typical Test Results

Gain

Horizontal Polarization

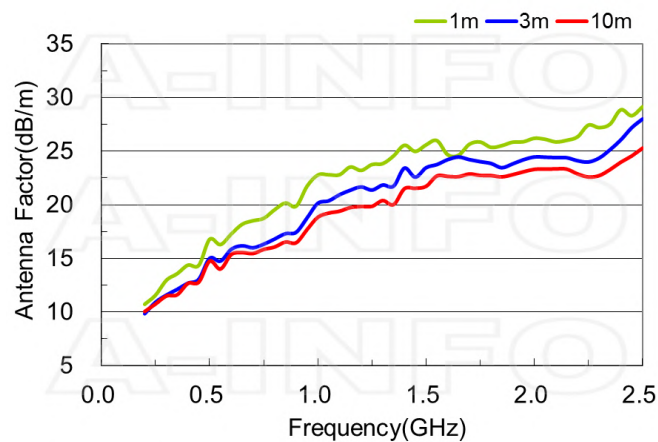


Vertical Polarization

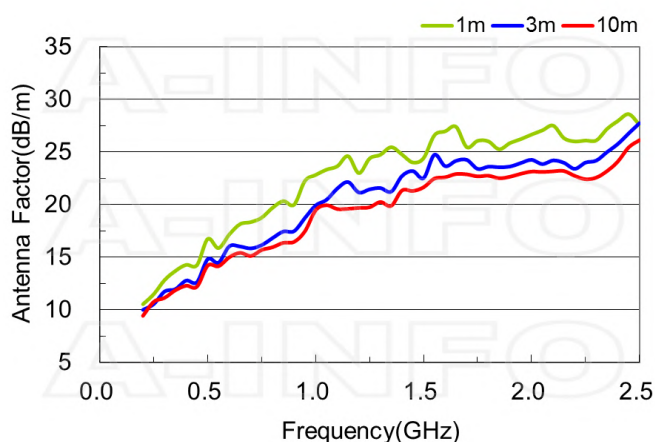


Antenna Factor

Horizontal Polarization



Vertical Polarization



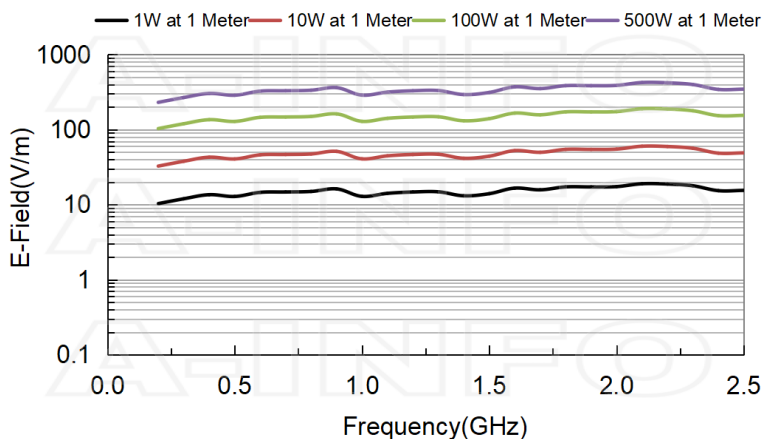
Antenna Factor (Table)

Vertical Polarization						
Frequency(GHz)	1m		3m		10m	
	Gain(dBi)	AF(dB/m)	Gain(dBi)	AF(dB/m)	Gain(dBi)	AF(dB/m)
0.2	5.71	10.52	6.24	9.99	6.81	9.42
0.3	6.94	12.82	8.02	11.73	8.62	11.13
0.4	7.98	14.27	9.48	12.77	9.97	12.28
0.5	7.46	16.73	9.38	14.81	9.99	14.20
0.6	8.62	17.16	9.74	16.03	10.79	14.98
0.7	8.78	18.33	11.28	15.83	12.00	15.11
0.8	8.59	19.68	11.46	16.81	12.33	15.94
0.9	9.32	19.98	11.83	17.47	12.84	16.45
1.0	7.40	22.81	10.30	19.91	10.76	19.45
1.5	9.32	24.41	11.22	22.52	12.09	21.64
2.0	9.58	26.65	11.98	24.25	13.10	23.13
2.5	10.60	27.57	10.44	27.73	12.05	26.12

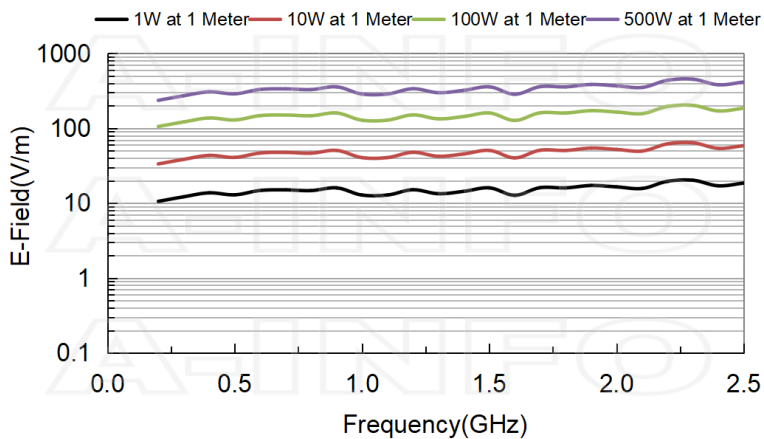
Horizontal Polarization						
Frequency(GHz)	1m		3m		10m	
	Gain(dBi)	AF(dB/m)	Gain(dBi)	AF(dB/m)	Gain(dBi)	AF(dB/m)
0.2	5.50	10.73	6.39	9.84	6.18	10.05
0.3	6.79	12.96	8.17	11.58	8.26	11.49
0.4	7.88	14.37	9.56	12.69	9.58	12.67
0.5	7.41	16.78	9.18	15.01	9.44	14.74
0.6	8.50	17.28	9.92	15.85	10.41	15.36
0.7	8.60	18.51	11.12	15.99	11.66	15.45
0.8	8.74	19.53	11.46	16.81	12.21	16.06
0.9	9.42	19.87	11.85	17.44	12.83	16.46
1.0	7.43	22.78	10.07	20.14	11.37	18.84
1.5	8.15	25.58	10.27	23.46	12.01	21.72
2.0	10.03	26.20	11.77	24.46	12.92	23.31
2.5	9.03	29.14	10.17	28.00	12.89	25.28

Field Strength

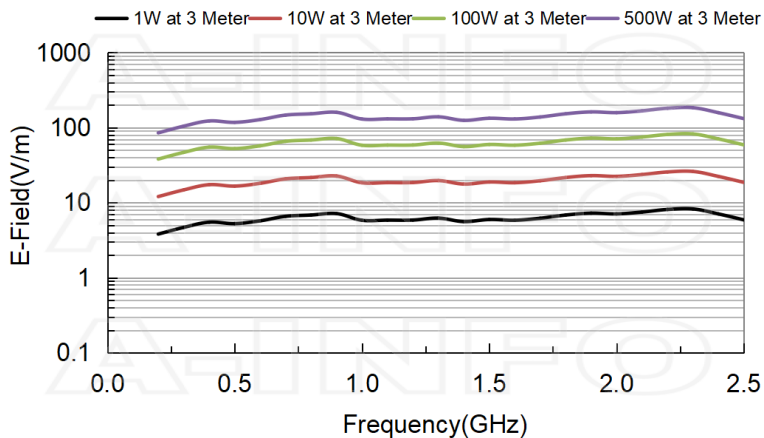
Horizontal Polarization



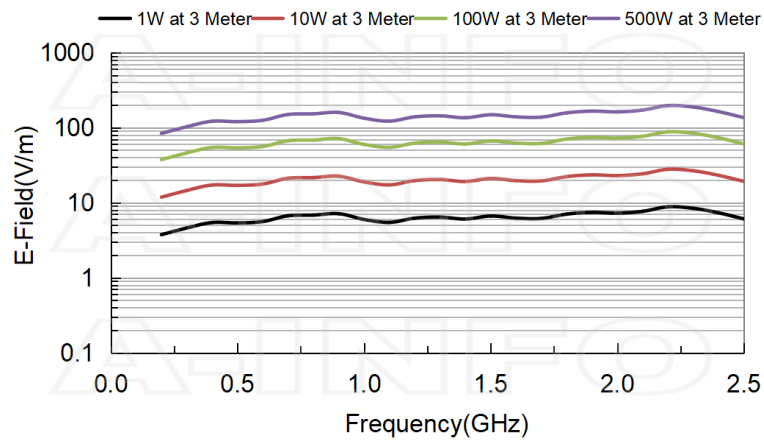
Vertical Polarization



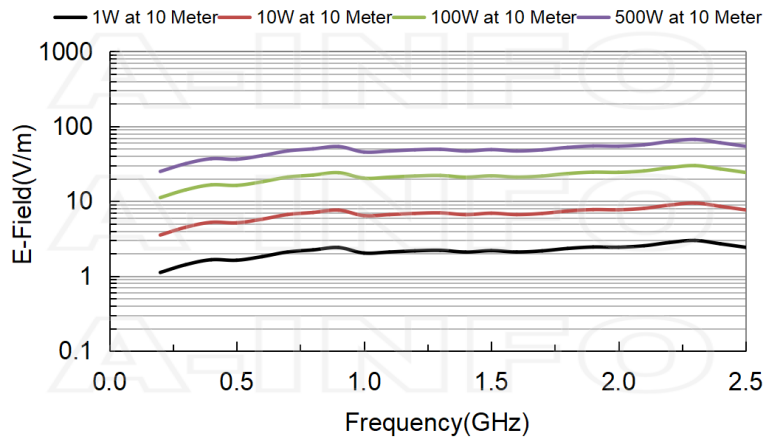
Horizontal Polarization



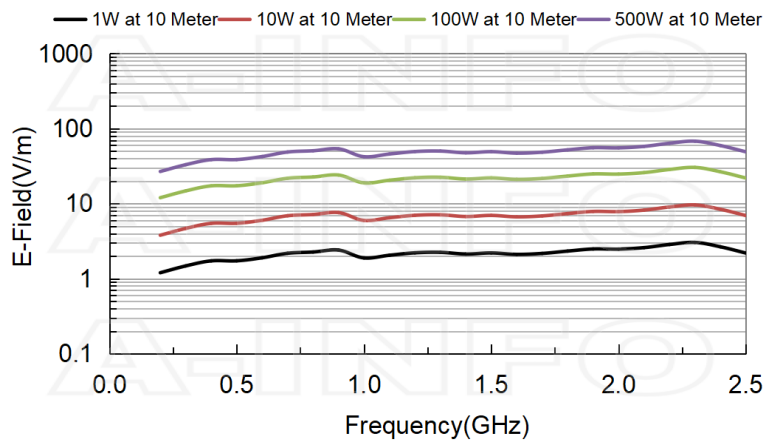
Vertical Polarization



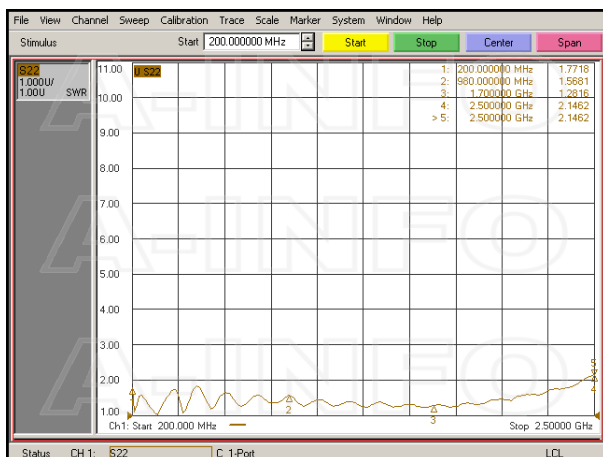
Horizontal Polarization



Vertical Polarization

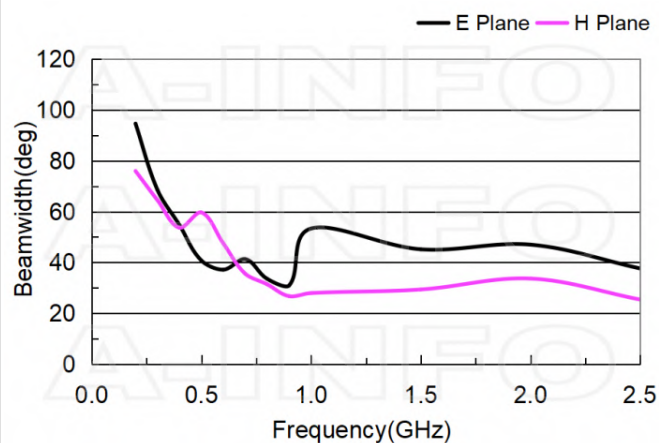


VSWR

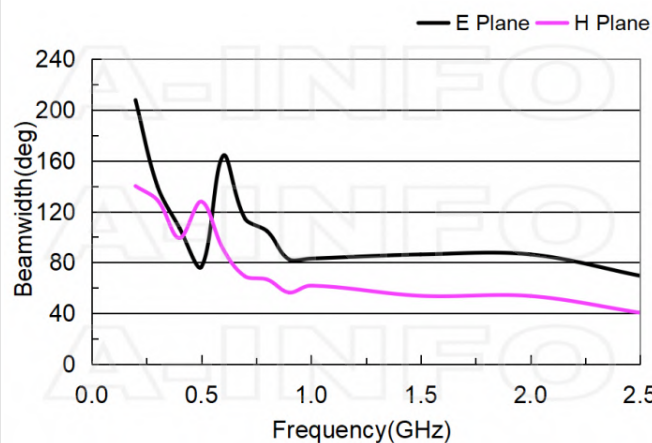


Beamwidth

3dB Beamwidth

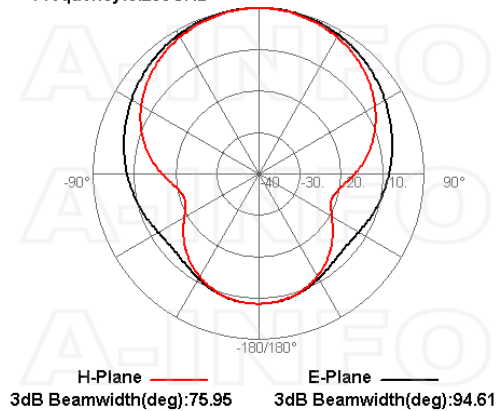


10dB Beamwidth

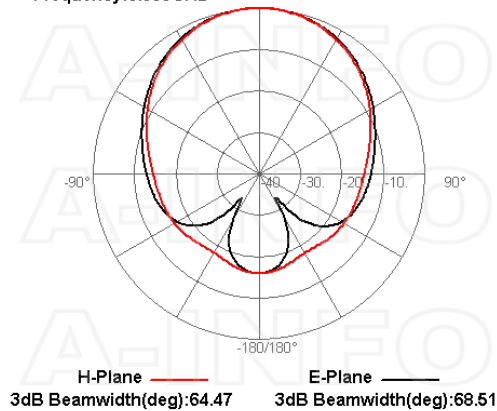


Pattern

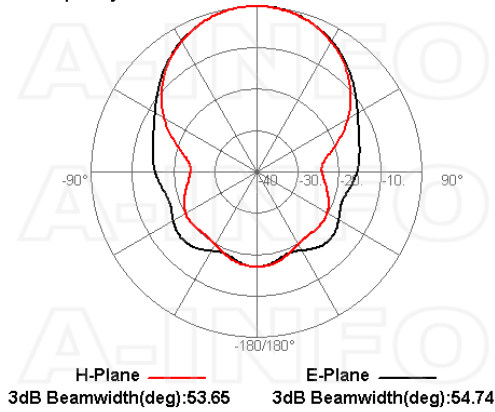
Frequency:0.200GHz



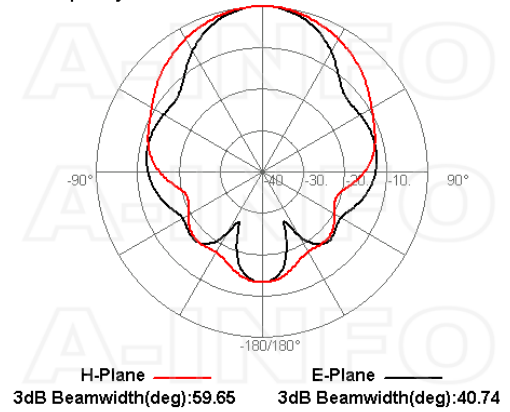
Frequency:0.300GHz



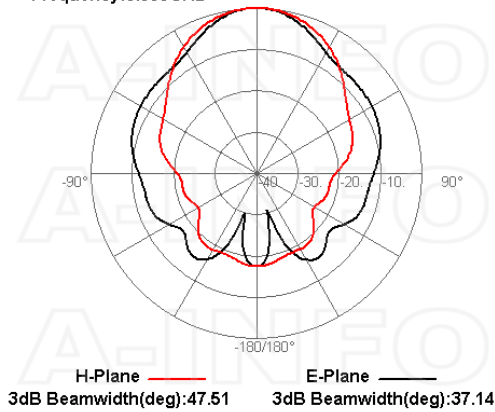
Frequency:0.400GHz



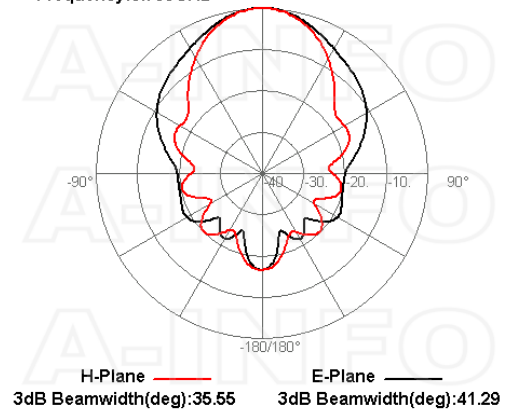
Frequency:0.500GHz



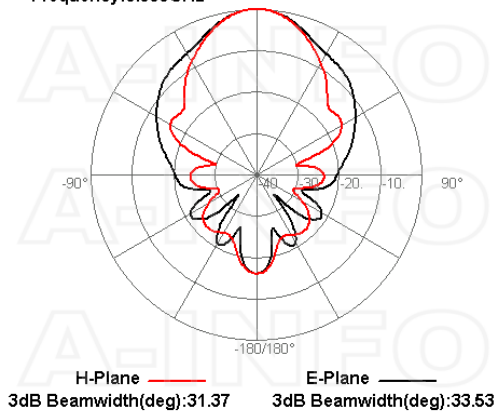
Frequency:0.600GHz



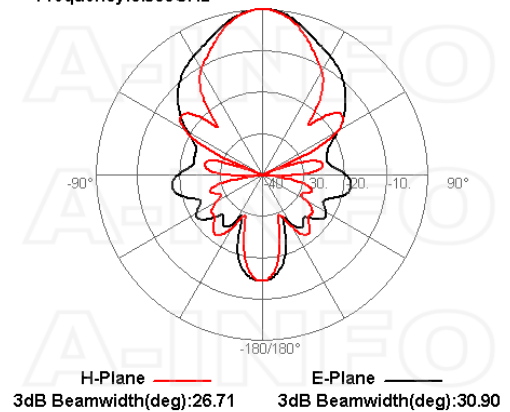
Frequency:0.700GHz

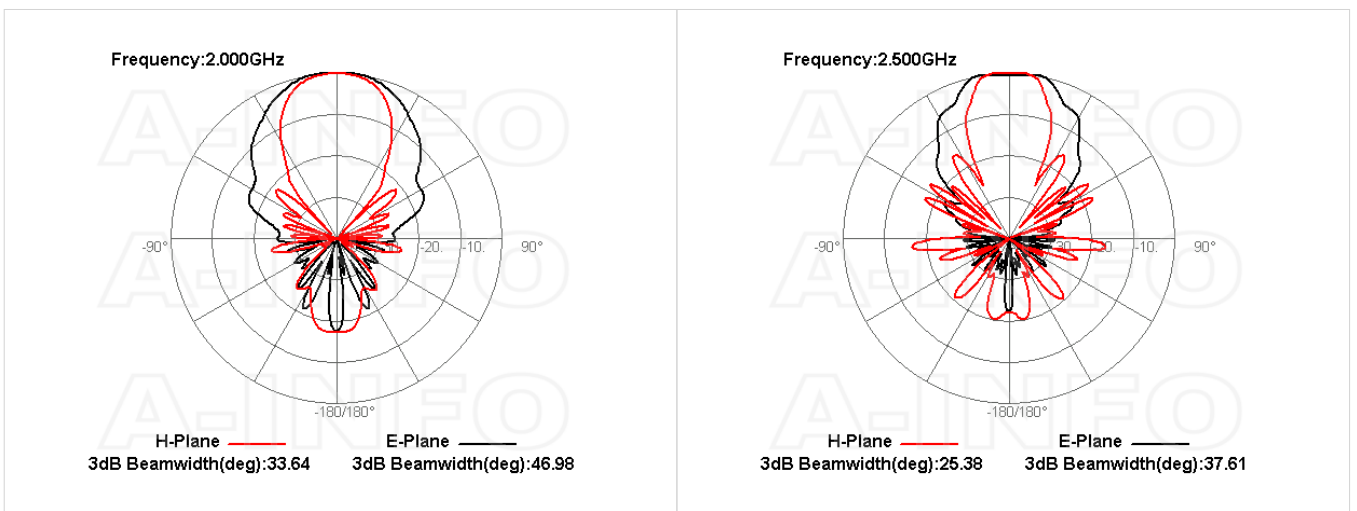
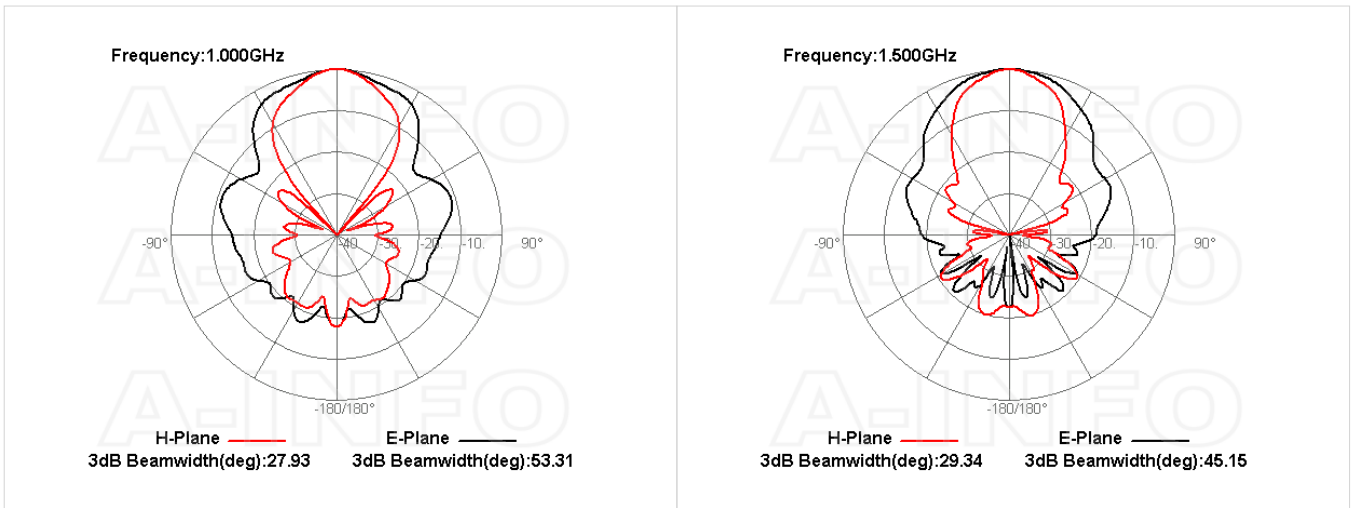


Frequency:0.800GHz



Frequency:0.900GHz





Related Products



LB-225_Tripod AI Alloy Tripod



NM-NM-A050-1000 Flexible Cable Assembly 1000mm DC-18GHz N Male to N Male



NM-NM-A050-1500 Flexible Cable Assembly 1500mm DC-18GHz N Male to N Male



NM-NM-A050-2000 Flexible Cable Assembly 2000mm DC-18GHz N Male to N Male



NM-NM-A050-3000 Flexible Cable Assembly 3000mm DC-18GHz N Male to N Male



NM-NM-A050-5000 Flexible Cable Assembly 5000mm DC-18GHz N Male to N Male



NM-NM-A050-10000 Flexible Cable Assembly 10000mm DC-18GHz N Male to N Male



NM-NM-A050-20000 Flexible Cable Assembly 20000mm DC-18GHz N Male to N Male



NM-NM-A100-500 Flexible Cable Assembly 500mm DC-18GHz N Male to N Male



NM-NM-A100-1000 Flexible Cable Assembly 1000mm DC-18GHz N Male to N Male



NM-NM-A100-1500 Flexible Cable Assembly 1500mm DC-18GHz N Male to N Male



NM-NM-A100-2000 Flexible Cable Assembly 2000mm DC-18GHz N Male to N Male



NM-NM-A100-3000 Flexible Cable Assembly 3000mm DC-18GHz N Male to N Male



NM-NM-A100-5000 Flexible Cable Assembly 5000mm DC-18GHz N Male to N Male



NM-NM-A100-10000 Flexible Cable Assembly 10000mm DC-18GHz N Male to N Male



NM-NM-A100-20000 Flexible Cable Assembly 20000mm DC-18GHz N Male to N Male

Similar Products



LB-225-7/16F Broadband Horn Antenna 0.2-2.5GHz 12dB Gain 7/16 DIN Female



LB-460-NF Broadband Horn Antenna 0.4-6.0 GHz 10dB Gain N Type Female



LB-460-NFSPO Broadband Horn Antenna 0.4-6GHz 10dB Gain N Type Female

About this Datasheet

<ul style="list-style-type: none">● Product Information <p>Product Link: https://www.ainfoinc.com/lb-225-nf-broadband-horn-antenna-0-2-2-5-ghz-12db-gain-n-type-female Data subject to change without notice. © A-INFO INC. 2024. All Rights Reserved</p>	<ul style="list-style-type: none">● Contact Us <p>Address: 60 Tesla, Irvine, CA 92618, USA</p> <p>Website: www.ainfoinc.com</p> <p>Email: sales@ainfoinc.com</p>	<ul style="list-style-type: none">● Phone & Fax <p>Phone: +1-949-639-9688 +1-949-639-9608</p> <p>Fax: +1-949-639-9670</p>
--	---	--